

Start Manufacturing Unit of

Disposable Safety Razors

Opportunities in Men Grooming

Products Industry



A razor is a bladed equipment that is primarily used to shave away unwanted body hair. Straight razors, safety razors, disposable razors, and electric razors are all types of razors. The safety razor got its name because it was thought to be safer than a cut-throat or straight razor. The disposable razor, which consisted of simply a single blade and a plastic handle, quickly became a popular tool among innumerable men who appreciated the ability to shave quickly and safely, even more so than a safety razor.

The safety razor, on the other hand, is more gentle on the skin. There aren't many opportunities for cutting on flesh because it only has one blade—unless you're particularly clumsy. A safety razor also gives you greater dexterity than a disposable cartridge razor. The safety razor's design allows for minor angle modifications, which improves the quality of the shave.

Benefits of Disposable Safety Razors

Disposable Safety Razors are:

1. Cost Effective: Although purchasing a double edged razor may appear to be costly, it is quite cost effective in the long run when considering that all that is required is the purchase of blades, which are actually less expensive than cartridge blades.



2. Balance: Because of the pivot, this razor maintains a steady viewpoint while shaving, making it the best because it is easier and faster to use. This is the most appealing element of it.

3. Convenience: While most people prefer to go the modern route, those who have chosen this traditional method of shaving have found it to be cost-effective and simple to use.

4. Time Management: If you value your time, it's time to ditch those pricey cartridges and embrace a double-edged razor, since research has proved that it is truly quite quick to use.

5. Less Maintenance: Unlike fixed type razors, it is very easy to clean due to the ability to change blades.



6. Quality: The edges of a double edge razor are sharper than those of a multi-blade razor, resulting in better outcomes.

7. Environmentally Friendly: Because it is composed entirely of metal, it is immediately considered environmentally friendly.



In 2018, the global razor market was worth USD 10.2 billion, and it is expected to grow at a CAGR of 3.5 percent from 2019 to 2025. Several factors are driving the industry, the most important of which is a growing focus on men's grooming and increased consumer awareness of personal cleanliness. Disposable razors make for a sizable portion of the industry, and demand is expected to continue to rise.

The Disposable razor's biggest commercial restraint is its higher initial cost. Furthermore, in the case of this type of razor, an individual must learn how to shave properly. The expanding urge to look well groomed, rising per capita income, and rapid urbanization are all contributing to this growth. Men's grooming industry demand has expanded in recent years as a result of growing male customer awareness of their appearance.

Furthermore, because more than half of the population is under the age of 30, the industry has a large local market. Furthermore, the market is predicted to rise through 2025 due to an increase in the urban middle class population and enhanced distribution channels in tier II and tier III cities.



Key Players

- 1. Everkeen Blade Co. Ltd.**
- 2. Gillette India Ltd.**
- 3. Jindal Stainless Ltd.**
- 4. Laser Shaving Products Pvt. Ltd.**
- 5. Narang Medical Ltd.**
- 6. Paramount Surgimed Ltd.**


Machinery Photographs



Polymer Coating Machine



Dipping Chamber



CNC High Speed Punching Machine

A close-up photograph of a hand holding a blue safety razor. The razor is held vertically, with the head pointing upwards. The hand is positioned in the lower right quadrant of the frame. The background is a plain, light color.

Project at a Glance

COST OF PROJECT				MEANS OF FINANCE			
Particulars	Existing	Proposed	Total	Particulars	Existing	Proposed	Total
Land & Site Development Exp.	0.00	125.00	125.00	Capital	0.00	203.74	203.74
Buildings	0.00	114.75	114.75	Share Premium	0.00	0.00	0.00
Plant & Machineries	0.00	393.00	393.00	Other Type Share Capital	0.00	0.00	0.00
Motor Vehicles	0.00	10.00	10.00	Reserves & Surplus	0.00	0.00	0.00
Office Automation Equipments	0.00	28.00	28.00	Cash Subsidy	0.00	0.00	0.00
Technical Knowhow Fees & Exp.	0.00	15.00	15.00	Internal Cash Accruals	0.00	0.00	0.00
Franchise & Other Deposits	0.00	0.00	0.00	Long/Medium Term Borrowings	0.00	611.23	611.23
Preliminary & Pre-operative Exp	0.00	2.00	2.00	Debentures / Bonds	0.00	0.00	0.00
Provision for Contingencies	0.00	37.30	37.30	Unsecured Loans/Deposits	0.00	0.00	0.00
Margin Money - Working Capital	0.00	89.93	89.93				
TOTAL	0.00	814.98	814.98	TOTAL	0.00	814.98	814.98

Year	Annualised		Book Value	Debt	Dividend	Retained Earnings		Payout	Probable Market Price	P/E Ratio	Yield Price/ Book Value
	EPS	CEPS	Per Share		Per Share	Per Share				No.of Times	
						%		%			%
1-2	5.85	9.81	15.85	24.00	0.00	100.00	5.85	0.00	5.85	1.00	0.00
2-3	8.80	12.21	24.65	18.00	0.00	100.00	8.80	0.00	8.80	1.00	0.00
3-4	11.67	14.62	36.32	12.00	0.00	100.00	11.67	0.00	11.67	1.00	0.00
4-5	14.43	16.98	50.76	6.00	0.00	100.00	14.43	0.00	14.43	1.00	0.00
5-6	17.05	19.25	67.81	0.00	0.00	100.00	17.05	0.00	17.05	1.00	0.00

Year	D. S. C. R.			Debt / - Deposit s Debt	Equity as- Equity	Total Net Worth	Return on Net Worth	Profitability Ratio					Assets Turnover Ratio	Current Ratio
	Individual	Cumulati ve	Overall					GPM	PBT	PAT	Net Contrib ution	P/V Ratio		
	(Number of times)			(Number of times)		%	%	%	%	%	%			
Initial				3.00	3.00									
1-2	1.43	1.43		1.51	1.51	2.17		22.49%	12.97%	9.45%	947.11	75.04 %	1.25	1.14
2-3	1.76	1.59		0.73	0.73	1.22		26.11%	18.23%	12.17%	957.77	65.04 %	1.34	1.47
3-4	2.14	1.76	2.13	0.33	0.33	0.70		28.51%	21.87%	14.13%	1091.09	64.83 %	1.35	1.87
4-5	2.57	1.94		0.12	0.12	0.42		30.09%	24.38%	15.53%	1224.41	64.67 %	1.30	2.32
5-6	3.08	2.13		0.00	0.00	0.25		31.08%	26.10%	16.52%	1357.73	64.54 %	1.23	3.81

BEP**BEP - Maximum Utilisation Year****5****Cash BEP (% of Installed Capacity)****54.45%****Total BEP (% of Installed Capacity)****57.75%****IRR, PAYBACK and FACR****Internal Rate of Return .. (In %age)****28.02%****Payback Period of the Project is (In Years)****2 Years 3 Months****Fixed Assets Coverage Ratio (No. of times)****4.866**

Major Queries/Questions Answered in the Report?

- 1. What is Disposable Safety Razors Manufacturing industry ?**
- 2. How has the Disposable Safety Razors Manufacturing industry performed so far and how will it perform in the coming years ?**
- 3. What is the Project Feasibility of Disposable Safety Razors Manufacturing Plant ?**
- 4. What are the requirements of Working Capital for setting up Disposable Safety Razors Manufacturing plant ?**

- 5. What is the structure of the Disposable Safety Razors Manufacturing Business and who are the key/major players ?**
- 6. What is the total project cost for setting up Disposable Safety Razors Manufacturing Business?**
- 7. What are the operating costs for setting up Disposable Safety Razors Manufacturing plant ?**
- 8. What are the machinery and equipment requirements for setting up Disposable Safety Razors Manufacturing plant ?**

9. Who are the Suppliers and Manufacturers of Plant & Machinery for setting up Disposable Safety Razors Manufacturing plant ?

10. What are the requirements of raw material for setting up Disposable Safety Razors Manufacturing plant ?

11. Who are the Suppliers and Manufacturers of Raw materials for setting up Disposable Safety Razors Manufacturing Business?

12. What is the Manufacturing Process of Disposable Safety Razors?

13. What is the total size of land required for setting up Disposable Safety Razors Manufacturing plant ?

14. What will be the income and expenditures for Disposable Safety Razors Manufacturing Business?

15. What are the Projected Balance Sheets of Disposable Safety Razors Manufacturing plant ?

16. What are the requirement of utilities and overheads for setting up Disposable Safety Razors Manufacturing plant?

17. What is the Built up Area Requirement and cost for setting up Disposable Safety Razors Manufacturing Business?

18. What are the Personnel (Manpower) Requirements for setting up Disposable Safety Razors Manufacturing Business?

19. What are Statistics of Import & Export for Disposable Safety Razors?

20. What is the time required to break-even of Disposable Safety Razors Manufacturing Business?

21. What is the Break-Even Analysis of Disposable Safety Razors Manufacturing plant?

22. What are the Project financials of Disposable Safety Razors Manufacturing Business?

23. What are the Profitability Ratios of Disposable Safety Razors Manufacturing Project?

24. What is the Sensitivity Analysis-Price/Volume of Disposable Safety Razors Manufacturing plant?

25. What are the Projected Pay-Back Period and IRR of Disposable Safety Razors Manufacturing plant?

26. What is the Process Flow Sheet Diagram Of Disposable Safety Razors Manufacturing project?

27. What are the Market Opportunities for setting up Disposable Safety Razors Manufacturing plant?

28. What is the Market Study and Assessment for setting up Disposable Safety Razors Manufacturing Business?

29. What is the Plant Layout for setting up Disposable Safety Razors Manufacturing Business?

The background of the slide features a 3D-rendered pencil and eraser. The pencil is dark grey and is oriented diagonally from the top right towards the bottom left. The eraser is a light brown, rectangular block positioned at the bottom left, appearing to be attached to the end of the pencil. The entire scene is set against a white background with a subtle reflection effect on the surface below the objects.

Table of Contents of the Project Report

1. PROJECT LOCATION

○ CITY PROFILE & GEOTECHNICAL SITE CHARACTERIZATION

- *General*
- *Physical Characteristics*
- *Map*
- *Culture & Languages*
- *Climate & Rainfall*
- *Transportation and Communications*
- *Economy & Industry*

2. INTRODUCTION

3. SHAVE QUALITY

4. DESIGN

- **PRICE**

5. BENEFITS

- **HERE ARE SOME ADVANTAGES**

6. B.I.S. SPECIFICATIONS

- **IS 7371: 1982 – SPECIFICATION FOR STAINLESS STEEL SAFETY RAZOR BLADES (SECOND REVISION)**
- **IS 9294: 1979 – COLD-ROLLED STAINLESS STEEL STRIPS FOR RAZOR BLADES**
- **IS 9476: 1980 – COLD ROLLED STEEL STRIPS FOR CARBON STEEL RAZOR BLADES**
- **IS 10009: 1981 – BREAKER & HOLDER, RAZOR BLADE, BARRAQUER'S PATTERN**
- **IS 10198: 1982 – SPECIFICATION FOR CARBON STEEL, SAFETY RAZOR BLADES**

7. MARKET SURVEY

- **EXIM SCENARIO IN INDIAN MEN'S GROOMING MARKET**
- **INDIAN MEN MOVING BEYOND GILLETTE**
- **GILLETTE: THE INDIA CHAPTER**
- **EXIM SCENARIO IN INDIAN MEN'S GROOMING MARKET**
- **GILLETTE INDIA SPREADING ITS REACH TO THE CUSTOMERS**
- **CONSISTENT FOCUS ON RESEARCH & LAUNCH OF NEW PRODUCTS**
- **TRENDS**
- **COMPETITIVE LANDSCAPE**
- **PROSPECTS**
- **GILLETTE MACH3 MEN'S DISPOSABLE RAZORS, SENSITIVE**

8. EXPORT & IMPORT: ALL COUNTRIES

- **EXPORT: ALL COUNTRIES**
- **IMPORT: ALL COUNTRIES**

9. FINANCIALS & COMPARISON OF MAJOR INDIAN PLAYERS/COMPANIES

- **ABOUT FINANCIAL STATEMENTS OF CMIE DATABASE**
- **PROFITS & APPROPRIATIONS**
- **TOTAL LIABILITIES**
- **TOTAL ASSETS**
- **NET CASH FLOW FROM OPERATING ACTIVITIES**

○ **SECTION – I**

- ***Name of Company with Contact Details***
- ***Name of Director(S)***
- ***Credit Ratings***
- ***Plant Capacity***
- ***Location of Plant***
- ***Name of Raw Material(S) Consumed With Quantity & Cost***

○ **SECTION – II**

- ***Assets***
- ***Cash Flow***
- ***Cost as %ge of Sales***
- ***Forex Transaction***
- ***Growth in Assets & Liabilities***

- ***Growth in Income & Expenditure***
- ***Income & Expenditure***
- ***Liabilities***
- ***Liquidity Ratios***
- ***Profitability Ratio***
- ***Profits***
- ***Return Ratios***
- ***Structure of Assets & Liabilities (%)***
- ***Working Capital & Turnover Ratios***

10.COMPANY PROFILE OF MAJOR PLAYERS

11.EXPORT & IMPORT STATISTICS OF INDIA

- **EXPORT STATISTICS ON DISPOSABLE RAZOR**
- **IMPORT STATISTICS ON DISPOSABLE RAZOR**

10.PRESENT MANUFACTURERS

11.RAW MATERIALS

12.MANUFACTURING PROCESS

- **COATING PROCESS**

13.PROCESS FLOW DIAGRAM

14.SUPPLIERS OF PLANT & MACHINERY

15.SUPPLIERS OF RAW MATERIAL

16.PHOTOGRAPHS/IMAGES FOR REFERENCE

- **MACHINERY PHOTOGRAPHS**
- **RAW MATERIAL PHOTOGRAPHS**
- **PRODUCT PHOTOGRAPHS**

17.PLANT LAYOUT

Project Financials

• **Project at a Glance** **Annexure**

• **Assumptions for Profitability workings1**

• **Plant Economics.....2**

• **Production Schedule.....3**

• **Land & Building.....4**

**Factory Land & Building
Site Development Expenses**

- **Plant & Machinery.....5**
 - Indigenous Machineries**
 - Other Machineries (Miscellaneous, Laboratory etc.)**

- **Other Fixed Assets.....6**
 - Furniture & Fixtures**
 - Pre-operative and Preliminary Expenses**
 - Technical Knowhow**
 - Provision of Contingencies**

- **Working Capital Requirement Per Month.....7**
 - Raw Material**
 - Packing Material**
 - Lab & ETP Chemical Cost**
 - Consumable Store**

- **Overheads Required Per Month and Per Annum.....8**
 - Utilities & Overheads (Power, Water and Fuel Expenses etc.)**
 - Royalty and Other Charges**
 - Selling and Distribution Expenses**
- **Salary and Wages9**
- **Turnover Per Annum10**
- **Share Capital.....11**
 - Equity Capital**
 - Preference Share Capital**

□ Annexure 1 :: Cost of Project and Means of Finance

□ Annexure 2 :: Profitability and Net Cash Accruals

- Revenue/Income/Realisation**
- Expenses/Cost of Products/Services/Items**
- Gross Profit**
- Financial Charges**
- Total Cost of Sales**
- Net Profit After Taxes**
- Net Cash Accruals**

□ Annexure 3 :: Assessment of Working Capital requirements

- Current Assets**
- Gross Working Capital**
- Current Liabilities**
- Net Working Capital**
- Working Note for Calculation of Work-in-process**

□ Annexure 4 :: Sources and Disposition of Funds

□ **Annexure 5 :: Projected Balance Sheets**

- **ROI (Average of Fixed Assets)**
- **RONW (Average of Share Capital)**
- **ROI (Average of Total Assets)**

□ **Annexure 6 :: Profitability Ratios**

- **D.S.C.R**
- **Earnings Per Share (EPS)**
- **Debt Equity Ratio**

□ **Annexure 7 :: Break-Even Analysis**

- **Variable Cost & Expenses**
- **Semi-Variable/Semi-Fixed Expenses**
- **Profit Volume Ratio (PVR)**
- **Fixed Expenses / Cost**
- **B.E.P**

□ Annexure 8 to 11 :: Sensitivity Analysis-Price/Volume

- Resultant N.P.B.T
- Resultant D.S.C.R
- Resultant PV Ratio
- Resultant DER
- Resultant ROI
- Resultant BEP

□ Annexure 12 :: Shareholding Pattern and Stake Status

- Equity Capital**
- Preference Share Capital**

□ Annexure 13 :: Quantitative Details-Output/Sales/Stocks

- Determined Capacity P.A of Products/Services**
- Achievable Efficiency/Yield % of Products/Services/Items**
- Net Usable Load/Capacity of Products/Services/Items**
- Expected Sales/ Revenue/ Income of Products/ Services/ Items**

- Annexure 14 :: Product wise Domestic Sales Realization**
- Annexure 15 :: Total Raw Material Cost**
- Annexure 16 :: Raw Material Cost per unit**
- Annexure 17 :: Total Lab & ETP Chemical Cost**
- Annexure 18 :: Consumables, Store etc.**
- Annexure 19 :: Packing Material Cost**
- Annexure 20 :: Packing Material Cost Per Unit**

- Annexure 21 :: Employees Expenses**
- Annexure 22 :: Fuel Expenses**
- Annexure 23 :: Power/Electricity Expenses**
- Annexure 24 :: Royalty & Other Charges**
- Annexure 25 :: Repairs & Maintenance Expenses**
- Annexure 26 :: Other Manufacturing Expenses**
- Annexure 27 :: Administration Expenses**
- Annexure 28 :: Selling Expenses**

- Annexure 29 :: Depreciation Charges – as per Books (Total)**
- Annexure 30 :: Depreciation Charges – as per Books (P & M)**
- Annexure 31 :: Depreciation Charges - as per IT Act WDV (Total)**
- Annexure 32 :: Depreciation Charges - as per IT Act WDV(P & M)**
- Annexure 33 :: Interest and Repayment - Term Loans**
- Annexure 34 :: Tax on Profits**
- Annexure 35 :: Projected Pay-Back Period and IRR**

Reasons for Buying Our Report



- ✓ **The report helps you to identify a profitable project for investing or diversifying into by throwing light to crucial areas like industry size, market potential of the product and reasons for investing in the product**
- ✓ **This report provides vital information on the product like it's characteristics and segmentation**
- ✓ **This report helps you market and place the product correctly by identifying the target customer group of the product**

- ✓ **This report helps you understand the viability of the project by disclosing details like machinery required, project costs and snapshot of other project financials**
- ✓ **The report provides a glimpse of government regulations applicable on the industry**
- ✓ **The report provides forecasts of key parameters which helps anticipate the industry performance and make sound business decisions**

Our Approach



- **Our research reports broadly cover Indian markets, present analysis, outlook and forecast for a period of five years.**
- **The market forecasts are developed on the basis of secondary research and are cross-validated through interactions with the industry players**
- **We use reliable sources of information and databases. And information from such sources is processed by us and included in the report**

Scope of the Report

The report titled “Market Survey cum Detailed Techno Economic Feasibility Report on Disposable Safety Razors.” provides an insight into Disposable Safety Razors market in India with focus on uses and applications, Manufacturing Process, Process Flow Sheets, Plant Layout and Project Financials of Disposable Safety Razors project. The report assesses the market sizing and growth of the Indian Disposable Safety Razors Industry. While expanding a current business or while venturing into new business, entrepreneurs are often faced with the dilemma of zeroing in on a suitable product/line. And before diversifying/venturing into any product, they wish to study the following aspects of the identified product:

- **Good Present/Future Demand**
- **Export-Import Market Potential**
- **Raw Material & Manpower Availability**
- **Project Costs and Payback Period**

We at NPCS, through our reliable expertise in the project consultancy and market research field, have demystified the situation by putting forward the emerging business opportunity in the Disposable Safety Razors sector in India along with its business prospects. Through this report we have identified Disposable Safety Razors project as a lucrative investment avenue.

Tags

#DetailedProjectReport **#businessconsultant**
#BusinessPlan **#feasibilityReport** **#NPCS**
#entrepreneurindia **#startupbusiness**
#ProjectReport **#startup** **#projectconsultancy**
#businessopportunity **#SafetyRazor**
#ShavingProducts **#MensGroomingIndustry**
#MensGroomingProduct **#MensGroomingMarket**
#mensgroomingtrends

NIIR PROJECT CONSULTANCY SERVICES (NPCS)
can provide Detailed Project Report on
Disposable Safety Razors



See more


Project Reports & Profiles

BOOKS

Market Research Report



*Visit us
at*



www.entrepreneurindia.co



www.niir.org



AN ISO 9001 : 2015 CERTIFIED COMPANY

www.niir.org

www.entrepreneurindia.co

Take a look at
NIIR Project Consultancy Services
on **#Street View**

[google-street-view](#)



Locate us on
[Google Maps](#)

OUR ONLY CLIENTS

Our inexhaustible Client list includes public-sector companies, Corporate Houses, Government undertaking, individual entrepreneurs, NRI, Foreign investors, non-profit organizations and educational institutions from all parts of the World. The list is just a glimpse of our esteemed & satisfied Clients.

[Click here to take a look](#)



Select and Choose the Right Business Startup for You (Instant Online Project Identification and Selection)

Finding the right startup business is one of the most popular subject today. Starting a business is no easy endeavor, but the time, effort, and challenges can be worth it if you succeed. To give yourself the best chance to be successful, take your time to carefully find the right business for you. We, at NPCS, endeavor to make business selection a simple and convenient step for any entrepreneur/startup. Our expert team, by capitalizing on its dexterity and decade's long experience in the field, has created a list of profitable ventures for entrepreneurs who wish to diversify or venture. The list so mentioned is updated regularly to give you a regular dose of new emerging opportunities.

Visit: <https://www.entrepreneurindia.co/project-identification>

Download Complete List of Project Reports:

Detailed Project Reports

Visit:- <https://www.entrepreneurindia.co/complete-project-list>

NPCS is manned by engineers, planners, specialists, financial experts, economic analysts and design specialists with extensive experience in the related industries.

Our Market Survey cum Detailed Techno Economic Feasibility Report provides an insight of market in India. The report assesses the market sizing and growth of the Industry. While expanding a current business or while venturing into new business, entrepreneurs are often faced with the dilemma of zeroing in on a suitable product/line.

And before diversifying/venturing into any product, they wish to study the following aspects of the identified product:

- ❑ Good Present/Future Demand**
- ❑ Export-Import Market Potential**
- ❑ Raw Material & Manpower Availability**
- ❑ Project Costs and Payback Period**

The detailed project report covers all aspect of business, from analyzing the market, confirming availability of various necessities such as Manufacturing Plant, Detailed Project Report, Profile, Business Plan, Industry Trends, Market Research, Survey, Manufacturing Process, Machinery, Raw Materials, Feasibility Study, Investment Opportunities, Cost and Revenue, Plant Economics, Production Schedule,

Working Capital Requirement, uses and applications, Plant Layout, Project Financials, Process Flow Sheet, Cost of Project, Projected Balance Sheets, Profitability Ratios, Break Even Analysis. The DPR (Detailed Project Report) is formulated by highly accomplished and experienced consultants and the market research and analysis are supported by a panel of experts and digitalized data bank.

We at NPCS, through our reliable expertise in the project consultancy and market research field, have demystified the situation by putting forward the emerging business opportunity in India along with its business prospects.....[Read more](#)



Contact us

NIIR PROJECT CONSULTANCY SERVICES

106-E, Kamla Nagar, Opp. Mall ST,

New Delhi-110007, India.

Email: npcs.ei@gmail.com , info@entrepreneurindia.co

Tel: +91-11-23843955, 23845654, 23845886

Mobile: +91-9097075054, 8800733955

Fax: +91-11-23845886

Website : www.entrepreneurindia.co, www.niir.org

Take a look at *NIIR PROJECT CONSULTANCY SERVICES*** on #StreetView**

[google-street-view](#)



Niir PROJECT CONSULTANCY SERVICES

AN ISO 9001 : 2015 CERTIFIED COMPANY



AN ISO 9001 : 2015 CERTIFIED COMPANY

Niir PROJECT CONSULTANCY SERVICES



Entrepreneur **India**

Who are we?

A trusted and leading name in the industry, we have been putting forth exceptionally integrated and comprehensive technical consultancy services. We believe that project consultancy serves as a critical element for the success of your projects. Moreover, we keep in mind that no client is the same and nor are the requirements. Therefore, we ensure uniqueness in every service you avail from us.

- **One of the leading reliable names in industrial world for providing the most comprehensive technical consulting services**
- **We adopt a systematic approach to provide the strong fundamental support needed for the effective delivery of services to our Clients' in India & abroad**



We at NPCS want to grow with you by providing solutions scale to suit your new operations and help you reduce risk and give a high return on application investments. We have successfully achieved top-notch quality standards with a high level of customer appreciation resulting in long lasting relation and large amount of referral work through technological breakthrough and innovative concepts. A large number of our Indian, Overseas and NRI Clients have appreciated our expertise for excellence which speaks volumes about our commitment and dedication to every client's success.

We bring deep, functional expertise, but are known for our holistic perspective: we capture value across boundaries and between the silos of any organization. We have proven a multiplier effect from optimizing the sum of the parts, not just the individual pieces. We actively encourage a culture of innovation, which facilitates the development of new technologies and ensures a high quality product.

What do we offer?

- **Project Identification**
- **Detailed Project Reports/Pre-feasibility Reports**
- **Market Research Reports**
- **Business Plan**
- **Technology Books and Directory**
- **Industry Trend**
- **Databases on CD-ROM**
- **Laboratory Testing Services**
- **Turnkey Project Consultancy/Solutions**
- **Entrepreneur India (An Industrial Monthly Journal)**

How are we different ?

- We have two decades long experience in project consultancy and market research field
- We empower our customers with the prerequisite know-how to take sound business decisions
- We help catalyze business growth by providing distinctive and profound market analysis
- We serve a wide array of customers , from individual entrepreneurs to Corporations and Foreign Investors
- We use authentic & reliable sources to ensure business precision

Our Approach

Requirement collection

Thorough analysis of the project

Economic feasibility study of the Project

Market potential survey/research

Report Compilation

Who do we Serve?

- ❖ **Public-sector Companies**
- ❖ **Corporates**
- ❖ **Government Undertakings**
- ❖ **Individual Entrepreneurs**
- ❖ **NRI's**
- ❖ **Foreign Investors**
- ❖ **Non-profit Organizations, NBFC's**
- ❖ **Educational Institutions**
- ❖ **Embassies & Consulates**
- ❖ **Consultancies**
- ❖ **Industry / trade associations**

Sectors We Cover

- ❖ **Ayurvedic And Herbal Medicines, Herbal Cosmetics**
- ❖ **Alcoholic And Non Alcoholic Beverages, Drinks**
- ❖ **Adhesives, Industrial Adhesive, Sealants, Glues, Gum & Resin**
- ❖ **Activated Carbon & Activated Charcoal**
- ❖ **Aluminium And Aluminium Extrusion Profiles & Sections**
- ❖ **Bio-fertilizers And Biotechnology**
- ❖ **Breakfast Snacks And Cereal Food**
- ❖ **Bicycle Tyres & Tubes, Bicycle Parts, Bicycle Assembling**

Sectors We Cover *Cont...*

- ❖ **Bamboo And Cane Based Projects**
- ❖ **Building Materials And Construction Projects**
- ❖ **Biodegradable & Bioplastic Based Projects**
- ❖ **Chemicals (Organic And Inorganic)**
- ❖ **Confectionery, Bakery/Baking And Other Food**
- ❖ **Cereal Processing**
- ❖ **Coconut And Coconut Based Products**
- ❖ **Cold Storage For Fruits & Vegetables**
- ❖ **Coal & Coal Byproduct**

- ❖ **Copper & Copper Based Projects**
- ❖ **Dairy/Milk Processing**
- ❖ **Disinfectants, Pesticides, Insecticides, Mosquito Repellents,**
- ❖ **Electrical, Electronic And Computer based Projects**
- ❖ **Essential Oils, Oils & Fats And Allied**
- ❖ **Engineering Goods**
- ❖ **Fibre Glass & Float Glass**
- ❖ **Fast Moving Consumer Goods**
- ❖ **Food, Bakery, Agro Processing**

- ❖ **Fruits & Vegetables Processing**
- ❖ **Ferro Alloys Based Projects**
- ❖ **Fertilizers & Biofertilizers**
- ❖ **Ginger & Ginger Based Projects**
- ❖ **Herbs And Medicinal Cultivation And Jatropha (Biofuel)**
- ❖ **Hotel & Hospitality Projects**
- ❖ **Hospital Based Projects**
- ❖ **Herbal Based Projects**
- ❖ **Inks, Stationery And Export Industries**

Sectors We Cover *Cont...*

- ❖ **Infrastructure Projects**
- ❖ **Jute & Jute Based Products**
- ❖ **Leather And Leather Based Projects**
- ❖ **Leisure & Entertainment Based Projects**
- ❖ **Livestock Farming Of Birds & Animals**
- ❖ **Minerals And Minerals**
- ❖ **Maize Processing(Wet Milling) & Maize Based Projects**
- ❖ **Medical Plastics, Disposables Plastic Syringe, Blood Bags**
- ❖ **Organic Farming, Neem Products Etc.**

- ❖ **Paints, Pigments, Varnish & Lacquer**
- ❖ **Paper And Paper Board, Paper Recycling Projects**
- ❖ **Printing Inks**
- ❖ **Packaging Based Projects**
- ❖ **Perfumes, Cosmetics And Flavours**
- ❖ **Power Generation Based Projects & Renewable Energy Based Projects**
- ❖ **Pharmaceuticals And Drugs**
- ❖ **Plantations, Farming And Cultivations**
- ❖ **Plastic Film, Plastic Waste And Plastic Compounds**
- ❖ **Plastic, PVC, PET, HDPE, LDPE Etc.**

- ❖ **Potato And Potato Based Projects**
- ❖ **Printing And Packaging**
- ❖ **Real Estate, Leisure And Hospitality**
- ❖ **Rubber And Rubber Products**
- ❖ **Soaps And Detergents**
- ❖ **Stationary Products**
- ❖ **Spices And Snacks Food**
- ❖ **Steel & Steel Products**
- ❖ **Textile Auxiliary And Chemicals**

- ❖ **Township & Residential Complex**
- ❖ **Textiles And Readymade Garments**
- ❖ **Waste Management & Recycling**
- ❖ **Wood & Wood Products**
- ❖ **Water Industry(Packaged Drinking Water & Mineral Water)**
- ❖ **Wire & Cable**

Market Research Report

Objective

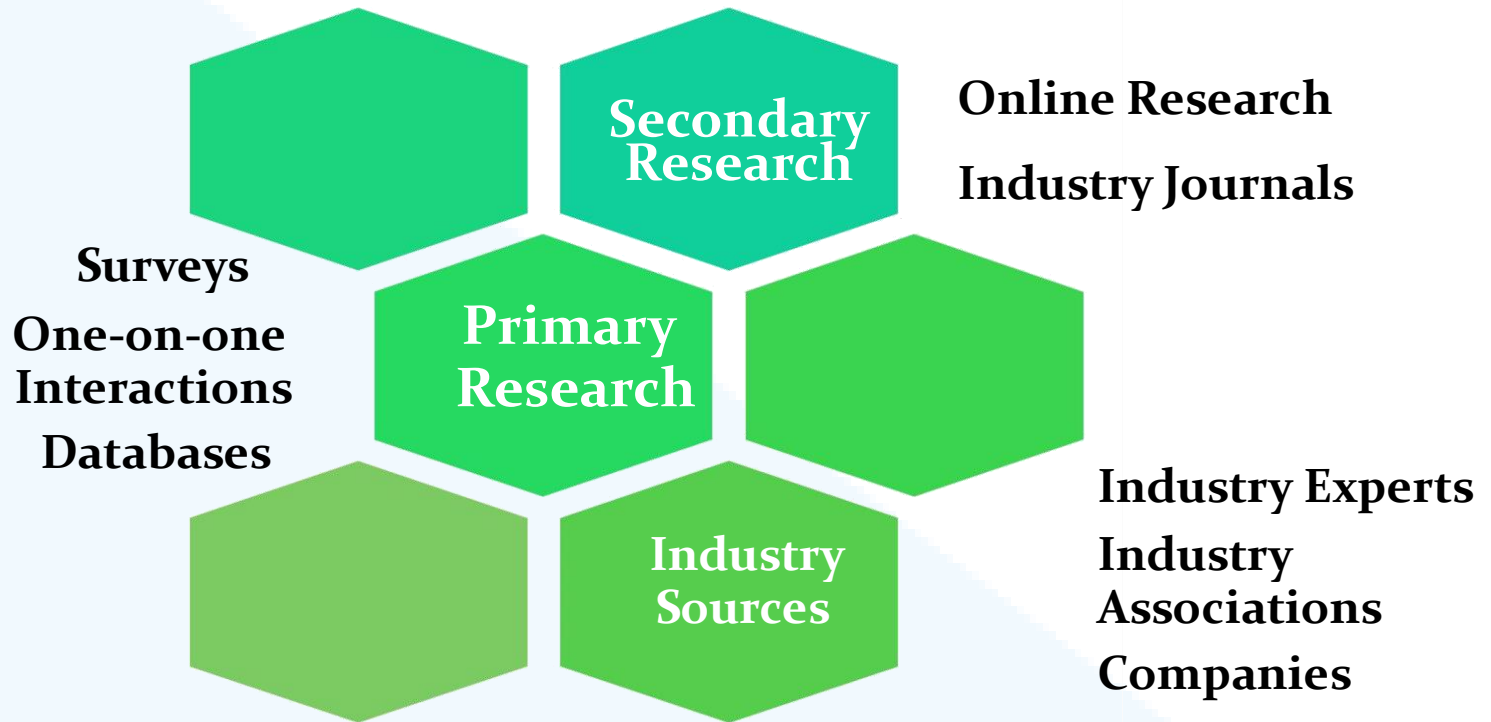
- To provide forecasts of key parameters which helps to anticipate the industry performance
- To help chart growth trajectory of a business by detailing the factors that affect the industry growth
- To help an entrepreneur/manager in keeping abreast with the changes in the industry
- To evaluate the competitive landscape of the industry by detailing:
 - ❑ Key players with their market shares
 - ❑ Financial comparison of present players

Clientele

- Venturist/Capitalists
- Entrepreneur/Companies
- Industry Researchers
- Investment Funds
- Foreign Investors, NRI's
- Project Consultants/Chartered Accountants
- Banks
- Corporates

[Click here for list](#)

Data Sources



Scope & Coverage



Our Team

- Our research team comprises of experts from various financial fields:**
- MBA's**
- Industry Researchers**
- Financial Planners**
- Research veterans with decades of experience**

Structure of the Report

- 1. Overview**
- 2. Market Analysis**
 - 2.1 Growth Drivers**
 - 2.2 Emerging Trends in the Industry**
 - 2.3 Regulatory Framework**
 - 2.4 SWOT Analysis**
 - 2.5 Herfindahl–Hirschman Index (HHI)**
- 3. Market Forecasts**
- 4. Key Players**

Structure of the Report

STRUCTURE OF THE REPORT

- 5. Key Financials and Analysis**
 - 5.1 Contact Information**
 - 5.2 Key Financials**
 - 5.3 Financial comparison**
- 6. Industry Size & Outlook**



Contact us

NIIR PROJECT CONSULTANCY SERVICES

Entrepreneur India

106-E, Kamla Nagar, Opp. Mall ST,

New Delhi-110007, India.

Email: npcs.ei@gmail.com , info@entrepreneurindia.co

Tel: +91-11-23843955, 23845654, 23845886

Mobile: +91-9097075054, 8800733955

Fax: +91-11-23845886

Website : www.entrepreneurindia.co , www.niir.org

Take a look at **NIIR PROJECT CONSULTANCY SERVICES** on #StreetView

[google-street-view](https://www.google.com/maps/@28.6452709,77.1820317,15z)

Follow us



➤ <https://www.linkedin.com/company/niir-project-consultancy-services>



➤ <https://www.facebook.com/NIIR.ORG>



➤ <https://www.youtube.com/user/NIIRproject>



➤ https://twitter.com/npcs_in



➤ <https://www.pinterest.com/npcsindia/>

A close-up photograph of a hand holding a black pen, writing the words "Thank you!" in a cursive, blue ink on a white surface. The pen is positioned at the end of the word "you!".

For more information, visit us at:

www.niir.org

www.entrepreneurindia.co